





2 Recycling marks in Japan

Garbage sorting may sound uneasy to a new comer. To make life easier, the first thing you should master is the Japanese recycling marks. You may find the marks on most of the packages of the everyday items which help you to identify what type of resources they are.

Recycling Marks

The seven recycling marks below are the most commonly seen symbols in daily life.

	<p align="center">Steel cans “Suchiru-kan” used beverage cans which are made of steel</p>	<p align="center">② p.11</p>
	<p align="center">Paper containers & packaging “Kami” packages and wrappings such as snack boxes, paper bags, tissue boxes, gift wrapping paper, etc.</p>	<p align="center">③ p.11</p>
	<p align="center">Paper beverage cartons “Kami-pakku” Paper beverage cartons for beverages, liquor, cooking seasonings, etc.</p>	<p align="center">④ p.11</p>
	<p align="center">Corrugated cardboard “Danbouru” corrugated cardboard boxes, etc.</p>	<p align="center">⑤ p.12</p>
	<p align="center">Plastic containers & packaging “Pura” packages and wrappings such as bottle caps, polythene bags, food trays and containers, fruit nets, etc.</p>	<p align="center">⑧ p.13</p>
	<p align="center">Plastic (PET) bottles “Petto-botoru” PET bottles for beverages, liquor, cooking seasonings, etc.</p>	<p align="center">⑩ p.14</p>
	<p align="center">Aluminium cans “Arumi-kan” used beverage cans which are made of aluminium</p>	<p align="center">⑫ p.15</p>